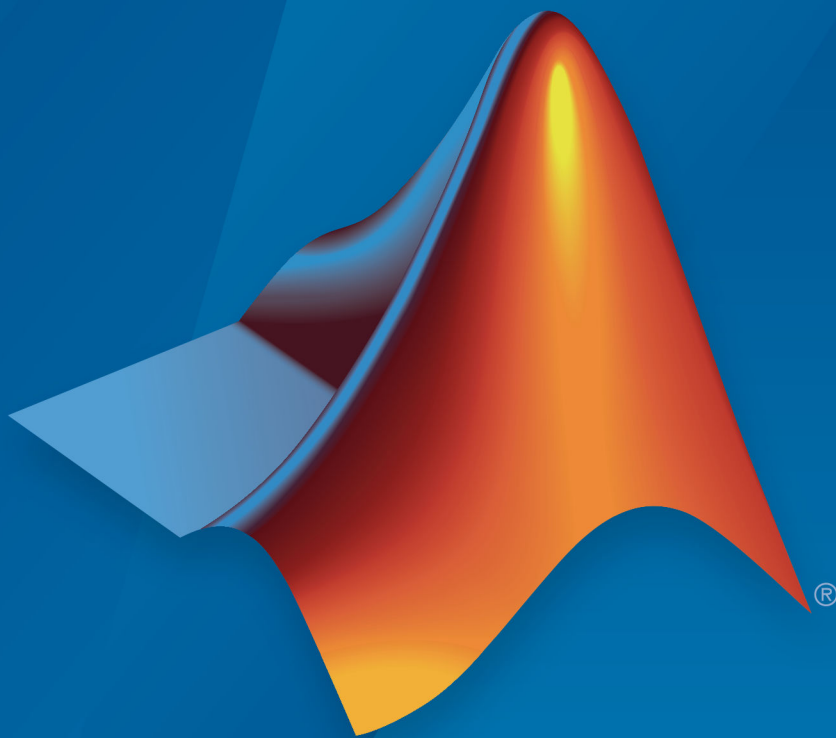


# Polyspace<sup>®</sup> Code Prover<sup>™</sup> Server<sup>™</sup> Release Notes



# MATLAB<sup>®</sup>

## How to Contact MathWorks



Latest news: [www.mathworks.com](http://www.mathworks.com)  
Sales and services: [www.mathworks.com/sales\\_and\\_services](http://www.mathworks.com/sales_and_services)  
User community: [www.mathworks.com/matlabcentral](http://www.mathworks.com/matlabcentral)  
Technical support: [www.mathworks.com/support/contact\\_us](http://www.mathworks.com/support/contact_us)



Phone: 508-647-7000



The MathWorks, Inc.  
1 Apple Hill Drive  
Natick, MA 01760-2098

*Polyspace® Code Prover™ Server™ Release Notes*

© COPYRIGHT 2019 by The MathWorks, Inc.

The software described in this document is furnished under a license agreement. The software may be used or copied only under the terms of the license agreement. No part of this manual may be photocopied or reproduced in any form without prior written consent from The MathWorks, Inc.

FEDERAL ACQUISITION: This provision applies to all acquisitions of the Program and Documentation by, for, or through the federal government of the United States. By accepting delivery of the Program or Documentation, the government hereby agrees that this software or documentation qualifies as commercial computer software or commercial computer software documentation as such terms are used or defined in FAR 12.212, DFARS Part 227.72, and DFARS 252.227-7014. Accordingly, the terms and conditions of this Agreement and only those rights specified in this Agreement, shall pertain to and govern the use, modification, reproduction, release, performance, display, and disclosure of the Program and Documentation by the federal government (or other entity acquiring for or through the federal government) and shall supersede any conflicting contractual terms or conditions. If this License fails to meet the government's needs or is inconsistent in any respect with federal procurement law, the government agrees to return the Program and Documentation, unused, to The MathWorks, Inc.

### Trademarks

MATLAB and Simulink are registered trademarks of The MathWorks, Inc. See [www.mathworks.com/trademarks](http://www.mathworks.com/trademarks) for a list of additional trademarks. Other product or brand names may be trademarks or registered trademarks of their respective holders.

### Patents

MathWorks products are protected by one or more U.S. patents. Please see [www.mathworks.com/patents](http://www.mathworks.com/patents) for more information.

## R2019b

---

<b>Shared Variables Mode: Run a less extensive Code Prover analysis on complete application to compute global variable sharing and usage only</b> .....	1-2
<b>Compiler Support: Set up Polyspace analysis easily for code compiled with Cosmic compilers</b> .....	1-2
<b>Configuration from Build System: Compiler version automatically detected from build system</b> .....	1-3
<b>Function Stub Improvements: See fewer orange checks from default conservative assumptions on pointer arguments</b> ..	1-3
<b>MISRA C:2012 Directive 4.12: Dynamic memory allocation shall not be used</b> .....	1-4

## R2019a

---

<b>Code Prover Analysis Engine Separated from Viewer: Run Code Prover analysis on server and view the results from multiple client machines</b> .....	2-2
<b>Continuous Integration Support: Run Code Prover on server class computers with continuous upload to Polyspace Access web interface</b> .....	2-3
<b>Continuous Integration Support: Set up testing criteria based on Code Prover static analysis results</b> .....	2-4

**Continuous Integration Support: Set up email notification with  
summary of Code Prover results after analysis ..... 2-5**

**Offloading Polyspace Analysis to Servers: Use Polyspace  
desktop products on client side and server products on  
server side ..... 2-7**

# R2019b

---

**Version: 10.1**

**New Features**

**Bug Fixes**

**Compatibility Considerations**

## Shared Variables Mode: Run a less extensive Code Prover analysis on complete application to compute global variable sharing and usage only

**Summary:** In R2019b, you can run a less extensive Code Prover analysis on your complete application to see a list of all global variables and their sharing and usage.

You specify this Code Prover mode using the option `-shared-variables-mode`:

```
polyspace-code-prover-server -shared-variables-mode -sources-list-file sourceList.txt ....
```

In this mode, the analysis stops before the run-time error detection phase and the results contain:

- Global variables (shared, unshared, used, unused)
- Coding rules, if coding rule checking is enabled
- Code metrics, if code metrics computation is enabled

See also Show global variable sharing and usage only (`-shared-variables-mode`).

**Benefits:** You can now run Code Prover on your entire application to see global variable sharing and usage, and then run Code Prover component-by-component for run-time error detection. Previously, global variables were reported only in the full analysis that included run-time error detection. Run-time error detection can sometimes take significantly longer for complete applications. If you want to review only the global variable sharing and usage in your complete application, you no longer require the full analysis.

## Compiler Support: Set up Polyspace analysis easily for code compiled with Cosmic compilers

**Summary:** If you build your source code using Cosmic compilers, in R2019b, you can specify the compiler name for your Polyspace® analysis.

You specify a compiler using the option `Compiler` (`-compiler`).

```
polyspace-code-prover-server -compiler cosmic -target s12z -sources-list-file sourceList.txt ....
```

**Benefits:** You can now set up a Polyspace project without knowing the internal workings of Cosmic compilers. If your code compiles with your compiler, it will compile with Polyspace in most cases without requiring additional setup. Previously, you had to

---

explicitly define macros that were implicitly defined by the compiler and remove unknown language extensions from your preprocessed code.

## **Configuration from Build System: Compiler version automatically detected from build system**

**Summary:** In R2019b, if you create a Polyspace analysis configuration from your build system using the `polyspace-configure` command, the analysis uses the correct compiler version for the option `Compiler (-compiler)` for GNU® C, Clang, and Microsoft® Visual C++® compilers. You do not have to change the compiler version before starting the Polyspace analysis.

**Benefits:** Previously, if you traced your build system to create a Polyspace analysis configuration, the latest supported compiler version was used in the configuration. If your code was compiled with an earlier version, you might encounter compilation errors and might have to explicitly specify an earlier compiler version before starting the analysis.

For instance, if the Polyspace analysis configuration uses the version GCC 4.9 and some of the standard headers in your GCC version include the file `x86intrin.h`, you can see a compilation error such as this error:

```
/usr/lib/gcc/x86_64-linux-gnu/6/include/avx512bwintrin.h, line 2427:  
error: invalid type conversion  
|   return (__m512i) __builtin_ia32_packssdw512_mask ((__v16si) __A,  
|
```

You had to connect the error to the incorrect compiler version, and then explicitly set a different version. Now, the compiler version is automatically detected when you create a project from your build command.

## **Function Stub Improvements: See fewer orange checks from default conservative assumptions on pointer arguments**

**Summary:** In R2019b, a Code Prover analysis assumes that stubbed function arguments passed by reference or pointer cannot remain uninitialized on return from the function. A function is stubbed if its definition is not available for the analysis.

**Benefits:** You see fewer orange checks from the previous default assumption that stubbed function arguments that are not initialized might remain uninitialized on return from the function.

For instance, in the following example, Code Prover assumes that `i` is initialized on return from the function `stub`. With this assumption, the non-initialized variable check on `i` in the line `j=i` appears green.

```
int main(void)
{
    int i, j;
    stub(&i);
    j = i;
    return 0;
}
```

## Compatibility Considerations

You see fewer orange non-initialized variable checks compared to previous releases. To revert to the previous conservative assumptions for specific function stubs, specify external constraints. See “External Constraints for Polyspace Analysis”.

## MISRA C:2012 Directive 4.12: Dynamic memory allocation shall not be used

**Summary:** In R2019b, you can look for violations of MISRA C<sup>®</sup>:2012 Directive 4.12. The directive states that dynamic memory allocation and deallocation packages provided by the Standard Library or third-party packages shall not be used. The use of these packages can lead to undefined behavior.

See MISRA C:2012 Dir 4.12.



# R2019a

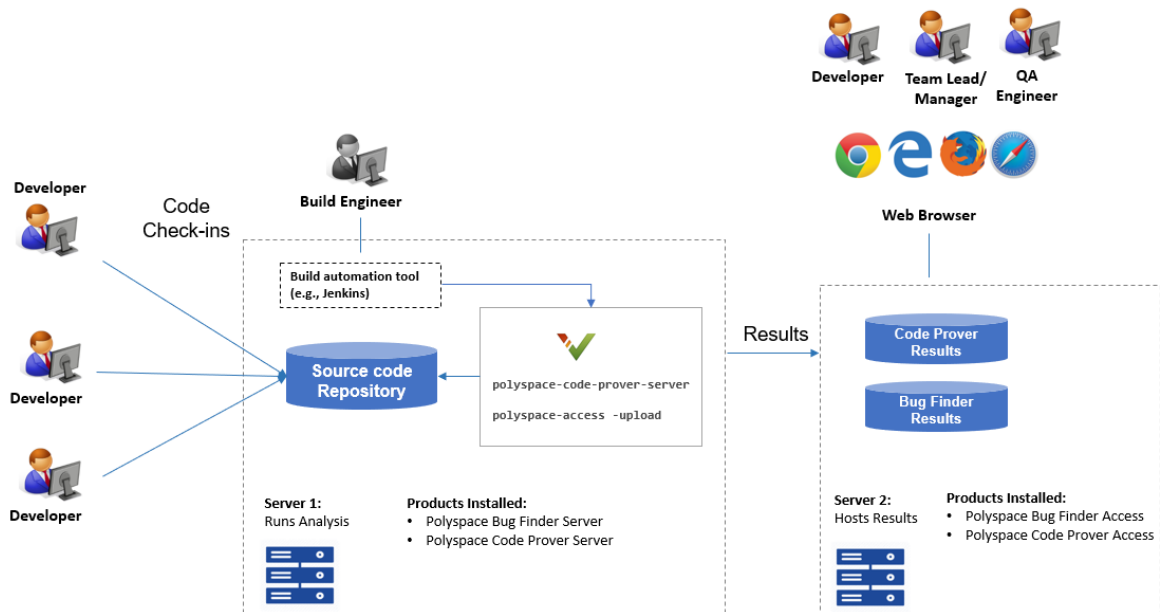
---

**Version: 10.0**

**New Features**

## Code Prover Analysis Engine Separated from Viewer: Run Code Prover analysis on server and view the results from multiple client machines

**Summary:** In R2019a, you can run Code Prover on a server with the new product, Polyspace Code Prover™ Server™. You can then host the analysis results on the same server or a second server with the product, Polyspace Code Prover Access™. Developers whose code was analyzed and other reviewers such as quality engineers and development managers can fetch these results from the server to their desktops and view the results in a web browser, provided they have a Polyspace Code Prover Access license.



**Note:** Depending on the specifications, the same computer can serve as both Server 1 and Server 2.

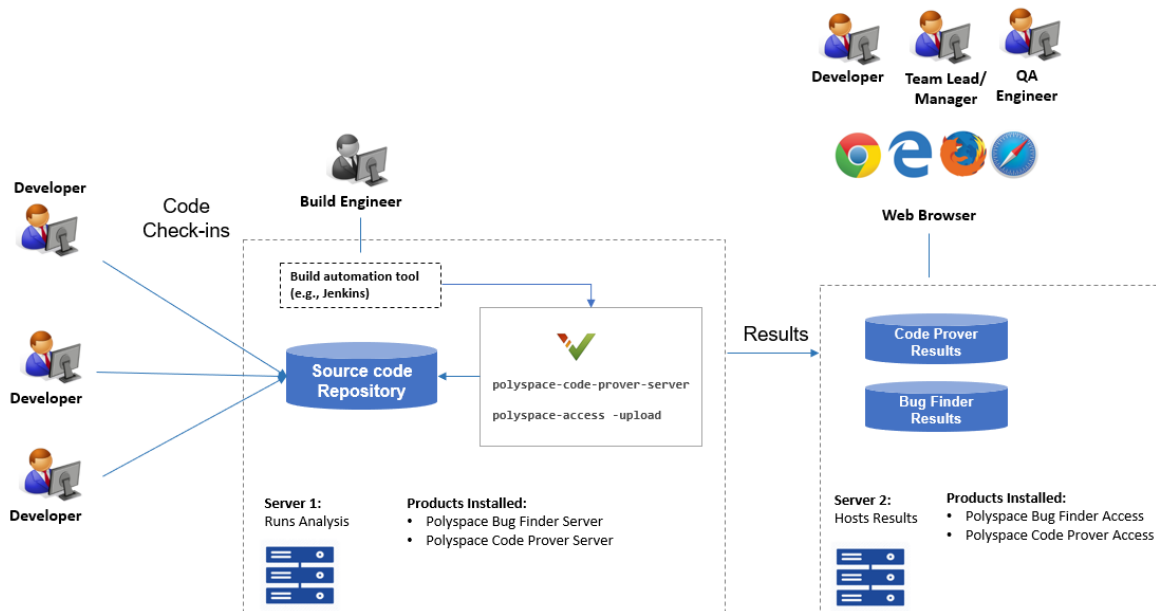
**Benefits:** You can run the Code Prover analysis on a few powerful server class machines but view the analysis results from many terminals.

With the desktop product, Polyspace Code Prover, you have to run the analysis and view the results on the same machine. To view the results on a different machine, you need a

second instance of a desktop product. The desktop products can now be used by individual developers on their desktops prior to code submission and the server products used after code submission. See Polyspace Products for Code Analysis and Verification (Polyspace Bug Finder Server).

## Continuous Integration Support: Run Code Prover on server class computers with continuous upload to Polyspace Access web interface

**Summary:** In R2019a, you can check exhaustively for run-time errors on server class machines as part of continuous integration. When developers submit code to a shared repository, a build automation tool such as Jenkins can perform the checks using the new Polyspace Code Prover Server product. The analysis results can be uploaded to the Polyspace Access web interface for review. Each reviewer with a Polyspace Code Prover Access license can login to the Polyspace Access web interface and review the results.



Note: Depending on the specifications, the same computer can serve as both Server 1 and Server 2.

See:

- Install Polyspace Server and Access Products
- Run Polyspace Code Prover on Server and Upload Results to Web Interface

**Benefits:**

- *Automated post-submission checks:* In a continuous integration process, build scripts run automatically on new code submissions before integration with a code base. With the new product Polyspace Code Prover Server, a Code Prover analysis can be included in this build process. The analysis can run Code Prover checks on the new code submissions and report the results. The results can be reviewed in the Polyspace Access web interface with a Polyspace Code Prover Access license.
- *Collaborative review:* The analysis results can be uploaded to the Polyspace Access web interface for collaborative review. For instance:
  - Each quality assurance engineer with a Polyspace Code Prover Access license can review the Code Prover results for a project and assign issues to developers for fixing.
  - Each development team manager with a Polyspace Code Prover Access license can see an overview of Code Prover results for all projects managed by the team (and also drill down to details if necessary).

For further details, see the release notes of Polyspace Code Prover Access .

## **Continuous Integration Support: Set up testing criteria based on Code Prover static analysis results**

**Summary:** In R2019a, you can run Code Prover on server class machines as part of unit and integration testing. You can define and set up testing criteria based on Code Prover static analysis results.

For instance, you can set up the criteria that new code submissions must have zero red checks (definite run-time errors) before integration with a code base. Any submission with red checks can cause a test failure and require code fixes.

See:

- `polyspace-code-prover-server` for how to run Code Prover on servers.

- 
- `polyspace-access` for how to export Code Prover results for comparison against predefined testing criteria.

If you use Jenkins for build automation, you can use the Polyspace plugin. The plugin provides helper functions to filter results based on predefined criteria. See [Sample Scripts for Polyspace Analysis with Jenkins](#).

### **Benefits:**

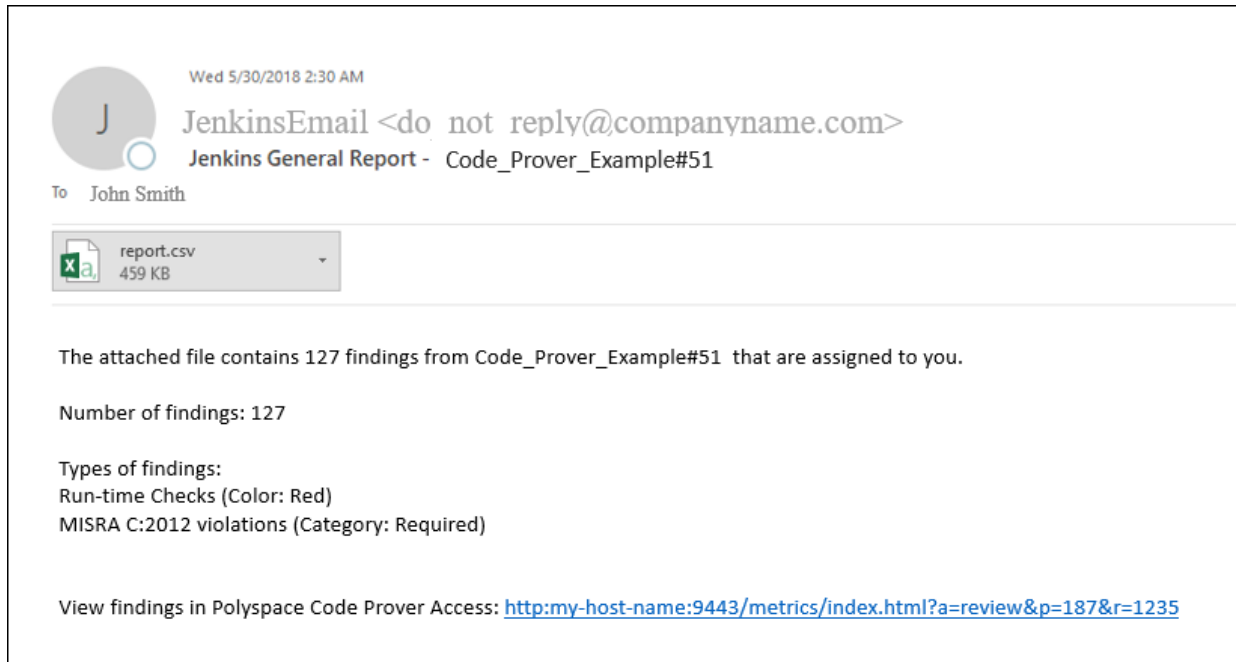
- *Automated testing:* After you define testing criteria based on Code Prover results, you can run the tests along with regular dynamic tests. The tests can run on a periodic schedule or based on predefined triggers.
- *Prequalification with Polyspace desktop products:* Prior to code submission, to avoid test failures, developers can check their submission with the same criteria as the server-side analysis. Using an installation of the desktop product, Polyspace Code Prover, developers can emulate the server-side analysis on their desktops and review the results in the user interface of the desktop product. For more information on the complete suite of Polyspace products available for deployment in a software development workflow, see [Polyspace Products for Code Analysis and Verification \(Polyspace Bug Finder Server\)](#).

To save processing power on the desktop, the analysis can also be offloaded to a server and only the results reviewed on the desktop. See [Install Products for Submitting Polyspace Analysis from Desktops to Remote Server \(Polyspace Bug Finder Server\)](#).

## **Continuous Integration Support: Set up email notification with summary of Code Prover results after analysis**

**Summary:** In R2019a, you can set up email notification for new Code Prover results. The email can contain:

- A summary of new results from the latest Code Prover run only for specific files or modules.
- An attachment with a full list of the new results. Each result has an associated link to the Polyspace Access web interface for more detailed information.



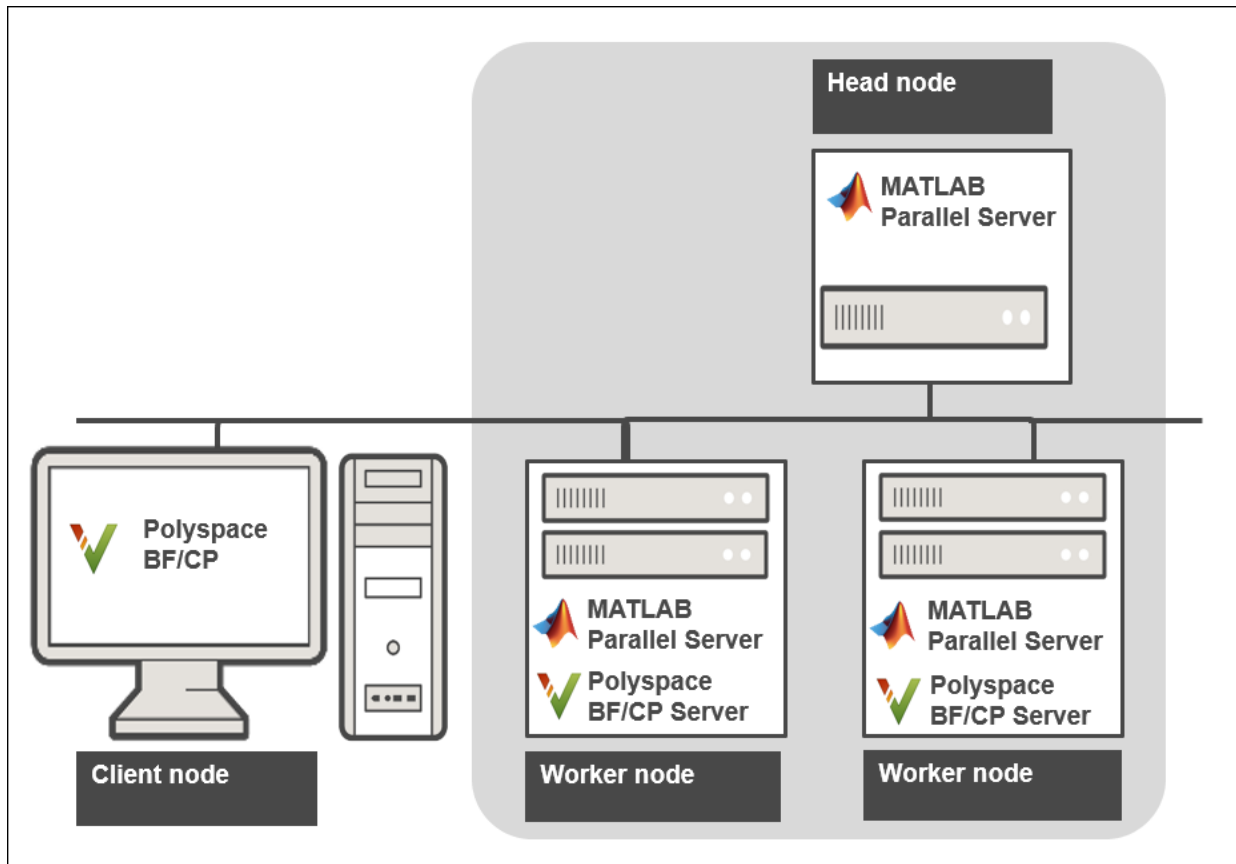
See Send E-mail Notifications with Polyspace Code Prover Results.

**Benefits:**

- *Automated notification:* Developers can get notified in their e-mail inbox about results from the last Code Prover run on their submissions.
- *Preview of Code Prover results:* Developers can see a preview of the new Code Prover results. Based on their criteria for reviewing results, this preview can help them decide whether they want to see further details of the results.
- *Easy navigation from e-mail summary to Polyspace Access web interface:* Each developer with a Polyspace Code Prover Access license can use the links in the e-mail attachments to see further details of a result in the Polyspace Access web interface.

## Offloading Polyspace Analysis to Servers: Use Polyspace desktop products on client side and server products on server side

**Summary:** In R2019a, you can offload a Polyspace analysis from your desktop to remote servers by installing the Polyspace desktop products on the client side and the Polyspace server products on the server side. After analysis, the results are downloaded to the client side for review. You must also install MATLAB® Parallel Server™ on the server side to manage submissions from multiple client desktops.



See [Install Products for Submitting Polyspace Analysis from Desktops to Remote Server](#).

**Benefits:** The Polyspace desktop products have a graphical user interface. You can configure options in the user interface with assistance from features such as auto-population of option arguments and contextual help. To save processing time on your desktop, you can then offload the analysis to remote servers.